



RX52407500032 HEUI Injector MTU Series Technical File

SKU: Z1K32407500032



RX52407500032 HEUI Injector MTU Series Technical File

Content

| | |
|--|----|
| 1. RX52407500032 HEUI Injector Introduction | 2 |
| 1.1. RX52407500032 HEUI Injector Basic Information..... | 2 |
| 1.2. RX52407500032 HEUI Injector Common Part Number..... | 2 |
| 1.3. RX52407500032 HEUI Injector Parameter | 2 |
| 1.4. RX52407500032 HEUI Injector Specifications and Dimensions | 2 |
| 1.5. RX52407500032 HEUI Injector Quality Control..... | 2 |
| 1.6. RX52407500032 HEUI Injector Customized Service..... | 3 |
| 1.7. RX52407500032 HEUI Injector Packing List and Package Size | 3 |
| 1.8. RX52407500032 HEUI Injector Testing Standard and Certificate..... | 5 |
| 1.9. RX52407500032 HEUI Injector Warranty Instructions | 5 |
| 1.10. RX52407500032 HEUI Injector Manufacturer..... | 6 |
| 2. RX52407500032 HEUI Injector Technical Support | 6 |
| 2.1. RX52407500032 HEUI Injector Installation Precautions..... | 6 |
| 2.2. RX52407500032 HEUI Injector Reasons for Not Working Normally | 7 |
| 2.3. RX52407500032 HEUI Injector Causes of Being Damaged..... | 7 |
| 2.4. RX52407500032 HEUI Injector Storage Standard | 8 |
| 2.5. RX52407500032 HEUI Injector Technical Support Obtaining Methods | 9 |
| 3. RX52407500032 HEUI Injector Purchase and Delivery | 9 |
| 3.1. RX52407500032 HEUI Injector Purchase Payment Term | 9 |
| 3.2. RX52407500032 HEUI Injector Main Sales Markets..... | 9 |
| 3.3. RX52407500032 HEUI Injector Declaration Requirements | 9 |
| 3.4. RX52407500032 HEUI Injector Shipping Ways..... | 9 |
| 3.5. RX52407500032 HEUI Injector Lead time | 9 |
| 3.6. RX52407500032 HEUI Injector Logistics Time for Destination Out of China's Areas | 9 |
| 3.7. RX52407500032 HEUI Injector Packing..... | 10 |
| 4. Company Information..... | 12 |
| 4.1. Company Introduction..... | 12 |
| 4.2. Contact Information..... | 13 |
| 5. Copyright Statement..... | 13 |

RX52407500032 HEUI Injector MTU Series Technical File

1. RX52407500032 HEUI Injector Introduction

1.1. RX52407500032 HEUI Injector Basic Information

| Title | Common Rail HEUI Injector MTU Series RX52407500032 | Quality |
|-------|--|-----------------|
| SKU | Z1K32407500032 | Re-manufactured |

1.2. RX52407500032 HEUI Injector Common Part Number

(1) HEUI Injector Exchange Information

| HEUI Injector Part Number | Compatible Number | Compatible Number | OE Number |
|---------------------------|-------------------|-------------------|--------------|
| RX52407500032 | RX52407500053 | 23526170 | VTO-G268W48B |

(2) HEUI Injector Application Information

| Car Model | Engine | Engine |
|-----------|--------|----------|
| For Truck | MTU | Navistar |

(3) HEUI Injector Part Number Common Writing

RX52407500032, RX52407500053, 23526170, VTO-G268W48B

1.3. RX52407500032 HEUI Injector Parameter

Adaptation System: Common Rail System

HEUI Injector Series: MTU Series

HEUI Injector Type: Diesel HEUI Injector

Vehicle Information: MTU Engines

1.4. RX52407500032 HEUI Injector Specifications and Dimensions

HEUI Injector Size: 43cm* 17cm *14cm

HEUI Injector Net Weight: 3.8kg

HEUI Injector Gross Weight: 4.1kg

HEUI Injector Quality: Re-manufactured

HEUI Injector Package Size: 45cm* 19cm *16 cm

HEUI Injector Type: Diesel HEUI Injector

HEUI Injector MOQ: 4 Pieces

1.5. RX52407500032 HEUI Injector Quality Control

(1) HEUI Injector Testing

All HEUI injector spare parts are tested for electrical characteristics, accuracy, high temperature, low temperature, withstand voltage, leakage, durability, and various working conditions.

(2) HEUI Injector Assembling

For the quality control of the HEUI injector production and installation process, our company strictly follows the standard product installation data and product installation steps to install, such as HEUI injector stroke test, HEUI injector solenoid valve tightening torque, HEUI injector nozzle tightening torque.

(3) HEUI Injector Inspection

The factory inspection of the HEUI injector is undergone full inspection, random inspection, and batch inspection three inspections. Different brands of test benches are used to test the same HEUI injector for more than three times for factory inspection, and the HEUI injector installation testing environment are progressed in dust-free workshop.

1.6. RX52407500032 HEUI Injector Customized Service

- (1) **HEUI Injector's Customized Service Coverage:** Meet the customized needs of OEM manufacturers for shell lettering, logo engraving, HEUI injector internal packaging, HEUI injector external packaging and labels customized, etc.



(2) **HEUI Injector's Customized Service Requirements:**

The quantity of customized HEUI injectors shall not be less than **10 pieces**.




The quantity of customized HEUI injector packages shall not be less than **1000 pieces**.




Customized products involve the need of specify logo, the OEM manufacturer needs to provide trademark authorization and the sample of logo image file.

⚠ **Once the customized HEUI injector is sold, it cannot be returned or exchanged if there is no quality problem.**

1.7. RX52407500032 HEUI Injector Packing List and Package Size

(1) HEUI Injector Spare Parts List

| No. | 1 | 2 | 3 |
|-------------|---|--|---|
| Image |  |  |  |
| Name | HEUI Injector | Nozzle Protective Cover | VCI Anti-rust Bag |
| Description | HEUI injector part number: RX52407500032 | Protect nozzle holes from being polluted and blocked | Prevent HEUI injector from rusting |
| No. | 4 | 5 | 6 |

| | | | |
|--------------------|---|--|---|
| Image |  |  |  |
| Name | Lining | Oil Absorbing Paper | HEUI Injector Packing Box |
| Description | Prevent the HEUI injector from being damaged by external forces | To prevent oil leaks | Place HEUI injector and HEUI injector accessories |

⚠ Minors are forbidden to use the fuel HEUI injector assembly, O-ring, nozzle protective cover, HEUI injector house protective cover, fuel return cover, VCI anti-rust bag, and air bubble bag to avoid personal injury.

⚠ O-ring and nozzle gasket are disposable installation accessories, and need to be replaced for re-installation.

⚠ The nozzle protective cover, the HEUI Injector house protective cover, and the fuel return cover are recyclable accessories that can be reused.

⚠ VCI anti-rust bags and bubble bags are non-degradable materials, please dispose them properly after using.

⚠ The HEUI injector and the installation parts should be coated with appropriate sealing oil during installation.

(2) HEUI Injector Box Size



Pic No.1

| No. | Name | HEUI Injector Package Size (cm) |
|-----|-------------------|---------------------------------|
| 1 | HEUI Injector Box | 45*19*16 |

1.8. RX52407500032 HEUI Injector Testing Standard and Certificate

Shumatt can provide the factory quality inspection test report of each HEUI injector to ensure that each delivered HEUI injector meets the engine performance indicators.



The form is titled 'BOTEN 测试报告' with a timestamp of '4.05.2019 10:42:09'. It contains fields for company information (Name, Address, Phone, Fax, Email, Website, Client Name), a description of the product, and a table of test results. The test results table has columns for '检测项目' (Test Item), '检测结果' (Test Result), '标准范围' (Standard Range), and '合格' (Pass/Fail). The results show various parameters like 'EGR TEST', 'Back', 'WAFR', 'Max', 'TL', 'EL', 'VE' with their respective values and pass/fail status.

Pic No.2

1.9. RX52407500032 HEUI Injector Warranty Instructions

(1) Product Warranty Conditions and Instructions

It is necessary to provide pictures, videos, or test reports detected by the HEUI injector inspection equipment when the HEUI injector is abnormal during use as evidence to feed back to the salesman. Abnormal conditions are properly explained such as: 1.Smoke, 2. Engine shake, 3. Difficulty starting the engine, 4. Engine noise, 5. oil leakage etc.

(2) HEUI Injector Warranty Coverage

Within 15 days after customer receives the RX52407500032 HEUI injector, if there is a performance failure and the product has no appearance damage, customer can choose to replace it or repair it;

If the RX52407500032 HEUI injector has performance problems during the warranty period (6-12 months), and it is confirmed that it is product's problems after testing, you can contact our salesmen to replace the same model or a reworked product with the same performance for free;

If the HEUI injector house has obvious scratches, it can only be repaired and it will be returned as it is if the product is confirmed to be fault-free.

! Tips: For products not covered by warranty, our company can provide paid maintenance services. For

products after paid repaired, the same performance problem will have a free warranty period within 3 months from the date of repairing.

(3) HEUI Injector Out of Warranty Coverage

- ① The warranty period has expired.
- ② HEUI injector failure caused by high temperature, high pressure, humidity, rain and snow, saline-alkali land, earthquake, and used in abnormal environment.
- ③ Customer disassembles or repairs the HEUI injector personally resulting in damage to the HEUI injector.
- ④ HEUI injector damage caused by man-made reasons (throwing, strong magnetic field magnetization, set fire).
- ⑤ HEUI injector failure or HEUI injector damage caused by non-HEUI injector design, technology, manufacturing, quality, and other issues.
- ⑥ HEUI injector failure due to system pressure exceeding system approved pressure.
- ⑦ HEUI injector failure caused by system voltage exceeding approved voltage.
- ⑧ HEUI injector failure caused by impurities (water, lead, aluminum powder, iron powder, sulfide) in the system fuel exceeding the standard requirements.
- ⑨ HEUI injector failure caused by not installing according to the tightening torque specified in the vehicle engine maintenance manual (the tightening torque is too large or too small).
- ⑩ HEUI injector failure caused by not following the installation angle specified in the vehicle engine maintenance manual.
- 11 HEUI injector failure caused by not following the cleaning requirements specified in the vehicle engine maintenance manual.
- 12 HEUI injector failure caused by failure to replace consumable parts as specified in the vehicle engine maintenance manual.
- 13 HEUI injector failure caused by not complying with the intake system fit clearance and exhaust system fit clearance requirements specified in the vehicle engine maintenance manual.
- 14 Failure to replace the consumable parts and the fitting clearance of the oil inlet system pipeline and the HEUI injector connection in accordance with the fuel intake system specified in the vehicle engine maintenance manual.

1.10. RX52407500032 HEUI Injector Manufacturer

HEUI Injector's Manufacturer: Shenzhen Shumatt Technology Co., Ltd

2. RX52407500032 HEUI Injector Technical Support

2.1. RX52407500032 HEUI Injector Installation Precautions

- (1) The replacement of the HEUI injector must strictly follow the electrical system, the approved pressure of the low-pressure fuel intake system, the approved pressure of the high-pressure fuel circuit system, and fuel system replacement consumables requirements (including the low-pressure fuel circuit system filter and the high-pressure fuel circuit) specified in the vehicle engine maintenance manual;
- (2) Replacement of wearing parts of the fuel system, cleaning requirements for the connection between the fuel system and the HEUI injector, the fitting clearance of the HEUI injector connection, the installation angle and tightening torque of the HEUI injector, the fitting clearance of the intake system, and the fitting clearance of the exhaust system to ensure the service life of the engine and the normal operation of the HEUI injector.

- (3) When installing the HEUI injector on the engine, it is necessary to clean the engine block, cylinder head and other parts connected to the HEUI injector, and ensure that there is no dust, carbon deposits, water, rust spots, etc.
- (4) Before installing, check whether the HEUI injector nozzle gasket has been replaced and installed on the HEUI injector.
- (5) When installing the HEUI injector, apply lubricant between the HEUI injector, fuel nozzle sealing gasket and O-ring.
- (6) Without replacing new gasket can lead to: deformation of the tight cap of nozzle, deformation of nozzle, deformation of nozzle orifice, oil leakage and air leakage, which will cause serious damage to the HEUI injector and nozzle to break and cause damage to the engine.
- (7) When installing the HEUI injector on the engine, please carefully check the components related to the installation of the HEUI injector, such as the HEUI injector pressure plate, screw, HEUI injector rod and other accessories are not deformed, and install it in strict accordance with the operation steps of the engine maintenance manual.
- (8) It is forbidden to operate the bare HEUI injector for a long time in an environment with serious dust pollution and corrosion to iron products.
- (9) It is forbidden to operate the bare HEUI injector for a long time in a strong magnetic field environment.

2.2. RX52407500032 HEUI Injector Reasons for Not Working Normally

- (1) There is air in the oil circuit of the engine fuel system.
- (2) Vehicle HEUI injector fuel supply system is not normal.
- (3) Engine common rail system oil leakage or pressure limiting valve damage.
- (4) There is a short circuit, cutting out and poor contact in the wiring harness connected to the HEUI injector of the vehicle.
- (5) The long-term placement of the HEUI injector causes the anti-rust oil to solidify, and the internal components are stuck or the oil holes are blocked.

⚠ Before installing, carefully check whether other components in the common rail system except the HEUI injector are damaged to prevent the fuel HEUI injector from not working properly after being replaced.

2.3. RX52407500032 HEUI Injector Causes of Being Damaged

- (1) Failure to follow the correct instructions in the engine maintenance manual during removal or installation may result in damage to the HEUI injector.
- (2) The fuel oil used for the vehicle does not meet the standard cause damage to the HEUI injector, such as: the water content in the fuel oil exceeds the standard, iron powder, aluminum powder, sulfide impurities exceed the standard, etc.
- (3) The engine is not regularly maintained according to the engine maintenance manual (please refer to the vehicle maintenance manual for the maintenance mileage). For example, failure to replace the lubricating oil of the engine system for a long time will cause abnormal wear of the engine, excessive exhaust gas volume or a large amount of carbon deposits inside the engine. The filter is not replaced during maintenance or the replaced filter cannot reach the original filter standard. all above reasons can cause damage to the HEUI injector.
- (4) The abrasion of the oil pump produces iron powder and aluminum powder enter the fuel HEUI injector and cause damage to the fuel HEUI injector.
- (5) The deformation and abrasion of fuel tank result in iron powder or aluminum powder entering the HEUI

injector and causing damage to the HEUI injector.

- (6) The HEUI injector is damaged due to replacement or adjustment of the relevant parts of the fuel HEUI injector. For example, the valve clearance does not meet the standard after the engine is repaired, the replacement or modification of the wiring harness connected to the HEUI injector fails to meet the original standard.
- (7) The engine is overheated and overloaded for a long-time working result in damage to the HEUI injector.
- (8) The HEUI injector will be damaged naturally at the end of its working life.
- (9) The HEUI injector is magnetized (HEUI injector parts' magnetic exceeded) causing the HEUI injector to not work properly.

⚠ Before replacing the HEUI injector, please check the engine parts carefully according to the engine maintenance manual to avoid the fuel HEUI injector being damaged again after replacement.

2.4. **RX52407500032** HEUI Injector Storage Standard

(1) Choose a suitable storage place

The warehouse and cargo yard where the HEUI injector is stored should be kept clean and dry, and away from the factory buildings that generate harmful gases and dust; do not mix with acids, alkalis, salt and other substances; the storage place should have a good drainage system; the cargo yard should be flattened with gravel or furnace ash etc. to enhance the water permeability of the surface layer to keep the reservoir area dry.

(2) Strict requirements of warehousing

Strict inspections should be carried out when the HEUI injectors are put into storage, the surface cleaning work should be done well to remove water traces, oil stains, ash, and other dirt, remove the rust and do anti-rust treatment in time. Packaged HEUI injectors must be protected from damage.

(3) Keep the warehouse dry and preventing moisture

The relative humidity is usually below 70% for the HEUI injectors placed in the room, and the corrosion of the HEUI injectors is significantly reduced.

HEUI injectors must be stored in the warehouse, and they are forbidden to store in the same warehouse with commodities with high water content.

(4) Stack Properly

After the HEUI injector is exposed to rain, the corrosion rate will increase significantly. The purpose of sealing is to isolate the HEUI injector from rainwater and humid air, so the warehouse window should be checked in time to avoid rainwater entering the warehouse

If the fuel HEUI injector package is damaged, it should be repaired or replaced; when the package is damp, the packaging material should be dried; if the original anti-corrosion and oil applied at the factory is found to be damaged or dried up, it should be cleaned and re-applied oil in time.

⚠ It is forbidden to leave the HEUI injector exposed in the air for a long time.

⚠ It is forbidden to store acids, alkalis, salt, and other substances together with the HEUI injector.

⚠ The unpacked HEUI injector must be rust-proof during secondary storage.

2.5. RX52407500032 HEUI Injector Technical Support Obtaining Methods

(1) HEUI Injector Technical File , visit <http://shumatt.com> to get the technical file.

(2) HEUI Injector Technical Videos

Facebook: Visit <https://www.facebook.com/hison.li> to get the technical videos, constantly follow can get more information.

YouTube: https://www.youtube.com/channel/UCByvYBx7VjV_mAfxh_Hu-aw to get the technical videos, constantly follow can get more information.

Shumatt: Visit <http://shumatt.com> to get the technical videos.

(3) HEUI Injector Information Query Software

TruckBook Parts EPC APP, Android/Apple App Store download and install, visit <http://shumatt.com> to get the download and installation tutorial

(4) Search The HEUI injector test data through TruckBook Parts EPC APP.

3. RX52407500032 HEUI Injector Purchase and Delivery

3.1. RX52407500032 HEUI Injector Purchase Payment Term

Payment Terms: T/T, PayPal, Alipay, WeChat

 Please contact our salesmen for specific payment information.

3.2. RX52407500032 HEUI Injector Main Sales Markets

HEUI injector main sales markets: Asia, Europe, North America, South America, Africa etc.

3.3. RX52407500032 HEUI Injector Declaration Requirements

Shumatt can assist customers to provide the following documents for import customs clearance: contract, invoice, packing list, bill of lading, insurance policy, certificate of origin, etc.

3.4. RX52407500032 HEUI Injector Shipping Ways

Destination in China Areas: SF Express, Debon Express, the corresponding logistics company can be provided according to customer requirements in special cases.

Destinations Out of China's Areas: DHL, UPS, FedEx, TNT air, ocean or other shipping methods required by customers.

3.5. RX52407500032 HEUI Injector Lead time

Lead Time: Send out within 3 – 7 working days after receiving payment (Except for special products and special cases)

3.6. RX52407500032 HEUI Injector Logistics Time for Destination Out of China's Areas

DHL Logistics Time :

| Country or Region of Departure | Hong Kong, China | Other Countries or Regions of Asia | Australia and New Zealand | Europe | America | Other Countries |
|--------------------------------|------------------|------------------------------------|---------------------------|--------|-----------|-----------------|
| China's Mainland | 7 Days | 7 Days | 8 Days | 8 Days | 8-12 Days | 7-10 Days |

UPS Logistics Time: Country or Region of Departure: China's Mainland

| Country of Destination | Estimated Arrival Time | Country of Destination | Estimated Arrival Time | Country of Destination | Estimated Arrival Time |
|------------------------|------------------------|------------------------|------------------------|------------------------|------------------------|
| Japan | 3 Days | UK | 5-7Days | Egypt | 5-7 Days |
| Turkey | 5-7 Days | Singapore | 3 Days | Switzerland | 5-7 Days |
| Bahrain | 5-7 Days | Latvia | 7-10 Days | New Zealand | 7-10 Days |
| Sri Lanka | 5-7 Days | Thailand | 3 Days | Austria | 5-7 Days |
| Romania | 5-7 Days | Vietnam | 3-5 Days | Estonia | 5-7 Days |
| Malaysia | 3-5 Days | Israel | 5-7 Days | Mexico | 7-10 Days |
| France | 5-7 Days | America | 5-7 Days | United Arab Emirates | 5-7 Days |
| Italy | 5-7 Days | Netherlands | 5-7 Days | Bengal | 7-10 Days |
| Lebanon | 5-7 Days | Philippine | 3-5 Days | Greece | 7-10 Days |
| South Korea | 3 Days | Spain | 5-7 Days | Myanmar | 5-7 Days |
| Canada | 5-7 Days | Germany | 5-7 Days | Saudi Arabia | 7-10 Days |
| Portugal | 5-7 Days | Australia | 5-7 Days | South Africa | 7-10 Days |
| Denmark | 5-7 Days | Belgium | 5-7 Days | Ukraine | 7-10 Days |
| India | 7-10 Days | Qatar | 7-10 Days | Poland | 5-7 Days |
| Indonesia | 3-5 Days | Morocco | 7-10 Days | Pakistan | 7-10 Days |
| Kuwait | 7-10 Days | / | / | / | / |

⚠ The logistics time is for reference only and is subject to the actual arrival.

3.7. RX52407500032 HEUI Injector Packing

Domestic express packaging: Usually wrapped in waterproof scotch tape, such as picture No.4.

International express packaging: Wrapped with waterproof yellow tape After wrapping the black protective film, such as picture No. 5.

Pallet Shipping: Use fumigation free and recycling trays that meet export requirements, and use white wrapping protective film to wrap and bind with cable ties for the outside, such as picture No. 6, also, the products can be packaged according to customers' requirements.

⚠ The packing tray is made of plastic and can be recycled.


⚠ Transparent tape, yellow tape, black wrapping protective film, white wrapping protective film are non-degradable materials, please dispose of them properly.

⚠ Minors are prohibited from using transparent tape, yellow tape, black wrapping protective film, and white wrapping protective film to avoid personal injury.



Pic No. 4

Domestic Express Packaging: Wrapped by transparent tape



Pic No. 5

International Express Packaging: Wrapped with yellow tape after wrapping black protective film



Pic No. 6

Pallet Shipping: Use pallet that meet export requirements, and use white wrapping protective film to wrap and bind with cable ties

4. Company Information



Pic No. 7


4.1. Company Introduction

Chinese Name: 深圳市舒马特科技有限公司

English Name: Shenzhen Shumatt Technology Co., Ltd


 **Mob Phone/WeChat:** +86-13410541523


 **HK Telephone:** +852-67653519


 **Telephone:** +86-755-23215133

 **Email:** ruby@shumatt.com

 **Website:** www.shumatt.com

 **Shenzhen Office:** 11-12, Floor 14, Building 13, Qinchengda Building, Exit A, Honglang North Subway Station, Bao'an District, Shenzhen, China's Mainland

 **Shenzhen Office:** Exit C, Qiao Touxu Metro Station, NO. 66 Chongqing Road, Fuhai Avenue, Bao'an District, Shenzhen, China Mainland

 **Hong Kong Office:** Jianfa Street Industrial Zone, Tuen Mun, New Territories, Hong Kong, China

📍 **After-sales Service Address:** Please contact our salesmen to obtain and provide the corresponding product maintenance reasons (Reference: [1.9. RX52407500032 HEUI Injector Warranty Instructions](#))

4.2. Contact Information

| Name | WeChat/ WhatsApp | Email |
|------|------------------|-------------------|
| Ruby | +86-13410541523 | hison@shumatt.com |

5. Copyright Statement

The copyright of "*RX52407500032 HEUI Injector MTU Series Technical File*" belongs to Shenzhen Shumatt Technology Co., Ltd. and is protected by copyright law. Unauthorized use of any material in this technical file, including reproduction, distribution, modification or in any other form, without the expressly written permission of Shenzhen Shumatt Technology Co., Ltd. is strictly prohibited. Shumatt will pursue legal liability for those who do not comply with this statement and use content illegally or maliciously.

Anyone who wants to use any content on this website must obtain authorization from the copyright owner. Users must also pay royalties to the rights holders in accordance with relevant international conventions and the laws of the People's Republic of China.

If there is any question, please contact us via hison@shumatt.com.