



## AC1822890C1 HEUI Injector MTU Series Technical File

SKU: Z1K3C1822890C1



## AC1822890C1 HEUI Injector MTU Series Technical File

### Content

1. AC1822890C1 HEUI Injector Introduction .....	2
1.1. AC1822890C1 HEUI Injector Basic Information .....	2
1.2. AC1822890C1 HEUI Injector Common Part Number .....	2
1.3. AC1822890C1 HEUI Injector Parameter .....	2
1.4. AC1822890C1 HEUI Injector Specifications and Dimensions .....	2
1.5. AC1822890C1 HEUI Injector Quality Control .....	2
1.6. AC1822890C1 HEUI Injector Customized Service .....	3
1.7. AC1822890C1 HEUI Injector Packing List and Package Size .....	3
1.8. AC1822890C1 HEUI Injector Testing Standard and Certificate .....	5
1.9. AC1822890C1 HEUI Injector Warranty Instructions .....	5
1.10. AC1822890C1 HEUI Injector Manufacturer .....	6
2. AC1822890C1 HEUI Injector Technical Support .....	6
2.1. AC1822890C1 HEUI Injector Part Number Location .....	6
2.2. AC1822890C1 HEUI Injector Installation Precautions .....	7
2.3. AC1822890C1 HEUI Injector Reasons for Not Working Normally .....	8
2.4. AC1822890C1 HEUI Injector Causes of Being Damaged .....	8
2.5. AC1822890C1 HEUI Injector Storage Standard .....	8
2.6. AC1822890C1 HEUI Injector Technical Support Obtaining Methods .....	9
3. AC1822890C1 HEUI Injector Purchase and Delivery .....	9
3.1. AC1822890C1 HEUI Injector Purchase Payment Term .....	10
3.2. AC1822890C1 HEUI Injector Main Sales Markets .....	10
3.3. AC1822890C1 HEUI Injector Declaration Requirements .....	10
3.4. AC1822890C1 HEUI Injector Shipping Ways .....	10
3.5. AC1822890C1 HEUI Injector Lead time .....	10
3.6. AC1822890C1 HEUI Injector Logistics Time for Destination Out of China's Areas .....	10
3.7. AC1822890C1 HEUI Injector Packing .....	11
4. Company Information .....	12
4.1. Company Introduction .....	12
4.2. Contact Information .....	13
5. Copyright Statement .....	13

## AC1822890C1 HEUI Injector MTU Series Technical File

### 1. AC1822890C1 HEUI Injector Introduction

#### 1.1. AC1822890C1 HEUI Injector Basic Information

Title	Common Rail HEUI Injector MTU Series AC1822890C1	Quality
SKU	Z1K3C1822890C1	Re-manufactured

#### 1.2. AC1822890C1 HEUI Injector Common Part Number

##### (1) HEUI Injector Exchange Information

HEUI Injector Part Number	Compatible Number	Compatible Number	OE Number
AC1822890C1	1833646V92	187884C91	AP60901

##### (2) HEUI Injector Application Information

Car Model	Engine	Engine
For Mitsubishi	3126B	325C
For Truck	MTU	Navistar

##### (3) HEUI Injector Part Number Common Writing

AC1822890C1, 1833646V92, 187884C91, AP60901

#### 1.3. AC1822890C1 HEUI Injector Parameter

Adaptation System: Common Rail System

HEUI Injector Series: MTU Series

HEUI Injector Type: Diesel HEUI Injector

Vehicle Information: MTU Engines

#### 1.4. AC1822890C1 HEUI Injector Specifications and Dimensions

HEUI Injector Size: 34cm\* 13cm \*13cm

HEUI Injector Net Weight: 1.37kg

HEUI Injector Gross Weight: 1.4kg

HEUI Injector Quality: Re-manufactured

HEUI Injector Package Size: 35 cm\* 15cm \*15 cm

HEUI Injector Type: Diesel HEUI Injector

HEUI Injector MOQ: 4 Pieces

#### 1.5. AC1822890C1 HEUI Injector Quality Control

##### (1) HEUI Injector Testing

All HEUI injector spare parts are tested for electrical characteristics, accuracy, high temperature, low temperature, withstand voltage, leakage, durability, and various working conditions.

##### (2) HEUI Injector Assembling

For the quality control of the HEUI injector production and installation process, our company strictly follows the standard product installation data and product installation steps to install, such as HEUI injector

stroke test, HEUI injector solenoid valve tightening torque, HEUI injector nozzle tightening torque.

### (3) HEUI Injector Inspection

The factory inspection of the HEUI injector is undergone full inspection, random inspection, and batch inspection three inspections. Different brands of test benches are used to test the same HEUI injector for more than three times for factory inspection, and the HEUI injector installation testing environment are progressed in dust-free workshop.

#### 1.6. AC1822890C1 HEUI Injector Customized Service

- (1) **HEUI Injector's Customized Service Coverage:** Meet the customized needs of OEM manufacturers for shell lettering, logo engraving, HEUI injector internal packaging, HEUI injector external packaging and labels customized, etc.

	
HEUI Injector Nozzle Engraving	HEUI Injector House Lettering And QR Code

#### (2) HEUI Injector's Customized Service Requirements:

The quantity of customized HEUI injectors shall not be less than **10 pieces**.




The quantity of customized HEUI injector packages shall not be less than **1000 pieces**.

Customized products involve the need of specify logo, the OEM manufacturer needs to provide trademark authorization and the sample of logo image file.




⚠ **Once the customized HEUI injector is sold, it cannot be returned or exchanged if there is no quality problem.**

#### 1.7. AC1822890C1 HEUI Injector Packing List and Package Size

##### (1) HEUI Injector Spare Parts List

No.	1	2	3
Image			
Name	HEUI Injector	Nozzle Protective Cover	VCI Anti-rust Bag
Description	HEUI injector part number: AC1822890C1	Protect nozzle holes from being polluted and blocked	Prevent HEUI injector from rusting



No.	4	5	6
Image			
Name	Lining	Oil Absorbing Paper	HEUI Injector Packing Box
Description	Prevent the HEUI injector from being damaged by external forces	To prevent oil leaks	Place HEUI injector and HEUI injector accessories

⚠ Minors are forbidden to use the fuel HEUI injector assembly, O-ring, nozzle protective cover, HEUI injector house protective cover, fuel return cover, VCI anti-rust bag, and air bubble bag to avoid personal injury.

⚠ O-ring and nozzle gasket are disposable installation accessories, and need to be replaced for re-installation.

⚠ The nozzle protective cover, the HEUI Injector house protective cover, and the fuel return cover are recyclable accessories that can be reused.

⚠ VCI anti-rust bags and bubble bags are non-degradable materials, please dispose them properly after using.

⚠ The HEUI injector and the installation parts should be coated with appropriate sealing oil during installation.

## (2) HEUI Injector Box Size



Pic No.1

No.	Name	HEUI Injector Package Size (cm)
1	HEUI Injector Box	35*15*15

### 1.8. AC1822890C1 HEUI Injector Testing Standard and Certificate

Shumatt can provide the factory quality inspection test report of each HEUI injector to ensure that each delivered HEUI injector meets the engine performance indicators.



**BOTEN 测试报告** 4.05.2019 10:42:09

录单企业: \_\_\_\_\_

电话: \_\_\_\_\_ 地址: \_\_\_\_\_

传真: \_\_\_\_\_ 检测人: \_\_\_\_\_

客户地址: \_\_\_\_\_ 送检单位: \_\_\_\_\_

电话: \_\_\_\_\_ 客户姓名: \_\_\_\_\_

传真: \_\_\_\_\_

检测项目: \_\_\_\_\_

检测名称: 检测器

型号-零件号: \_\_\_\_\_

检测时间: \_\_\_\_\_

**检测结果**

检测标准: C95000-0511

检测项目	检测结果	标准范围	合格/不合格	
LEAK TEST:	38	0-5	20.0±1.0	✓
Back:	38	0-5	20.0±1.0	✓
WARM:	38	10.0±1.0	0.0	✗
Max:	20.0	20.0±1.0	0.0	✓
TL:	20.0	20.0±1.0	0.0	✓
EL:	14.0	10.0±1.0	0.0	✓
VE:	6.0	4.0±1.0	0.0	✓

检测日期: \_\_\_\_\_ 检测地点: \_\_\_\_\_

检测人: \_\_\_\_\_ 检测单位: \_\_\_\_\_

Pic No.2

### 1.9. AC1822890C1 HEUI Injector Warranty Instructions

#### (1) Product Warranty Conditions and Instructions

It is necessary to provide pictures, videos, or test reports detected by the HEUI injector inspection equipment when the HEUI injector is abnormal during use as evidence to feed back to the salesman. Abnormal conditions are properly explained such as: 1.Smoke, 2. Engine shake, 3. Difficulty starting the engine, 4. Engine noise, 5. oil leakage etc.

#### (2) HEUI Injector Warranty Coverage

Within 15 days after customer receives the AC1822890C1 HEUI injector, if there is a performance failure and the product has no appearance damage, customer can choose to replace it or repair it;

If the AC1822890C1 HEUI injector has performance problems during the warranty period (6-12 months), and it is confirmed that it is product's problems after testing, you can contact our salesmen to replace the same model or a reworked product with the same performance for free;

If the HEUI injector house has obvious scratches, it can only be repaired and it will be returned as it is if the product is confirmed to be fault-free.

**⚠ Tips: For products not covered by warranty, our company can provide paid maintenance services. For**

products after paid repaired, the same performance problem will have a free warranty period within 3 months from the date of repairing.

### **(3) HEUI Injector Out of Warranty Coverage**

- ① The warranty period has expired.
- ② HEUI injector failure caused by high temperature, high pressure, humidity, rain and snow, saline-alkali land, earthquake, and used in abnormal environment.
- ③ Customer disassembles or repairs the HEUI injector personally resulting in damage to the HEUI injector.
- ④ HEUI injector damage caused by man-made reasons (throwing, strong magnetic field magnetization, set fire).
- ⑤ HEUI injector failure or HEUI injector damage caused by non-HEUI injector design, technology, manufacturing, quality, and other issues.
- ⑥ HEUI injector failure due to system pressure exceeding system approved pressure.
- ⑦ HEUI injector failure caused by system voltage exceeding approved voltage.
- ⑧ HEUI injector failure caused by impurities (water, lead, aluminum powder, iron powder, sulfide) in the system fuel exceeding the standard requirements.
- ⑨ HEUI injector failure caused by not installing according to the tightening torque specified in the vehicle engine maintenance manual (the tightening torque is too large or too small).
- ⑩ HEUI injector failure caused by not following the installation angle specified in the vehicle engine maintenance manual.
- 11 HEUI injector failure caused by not following the cleaning requirements specified in the vehicle engine maintenance manual.
- 12 HEUI injector failure caused by failure to replace consumable parts as specified in the vehicle engine maintenance manual.
- 13 HEUI injector failure caused by not complying with the intake system fit clearance and exhaust system fit clearance requirements specified in the vehicle engine maintenance manual.
- 14 Failure to replace the consumable parts and the fitting clearance of the oil inlet system pipeline and the HEUI injector connection in accordance with the fuel intake system specified in the vehicle engine maintenance manual.

#### **1.10. AC1822890C1 HEUI Injector Manufacturer**

**HEUI Injector's Manufacturer:** Shenzhen Shumatt Technology Co., Ltd

## **2. AC1822890C1 HEUI Injector Technical Support**

### **2.1. AC1822890C1 HEUI Injector Part Number Location**

- 1) E.g.: See the HEUI injector part number as follows



Pic No.3

No.	Name
A	Brand, Logo, Part Number

## 2.2. AC1822890C1 HEUI Injector Installation Precautions

- (1) The replacement of the HEUI injector must strictly follow the electrical system, the approved pressure of the low-pressure fuel intake system, the approved pressure of the high-pressure fuel circuit system, and fuel system replacement consumables requirements (including the low-pressure fuel circuit system filter and the high-pressure fuel circuit) specified in the vehicle engine maintenance manual;
- (2) Replacement of wearing parts of the fuel system, cleaning requirements for the connection between the fuel system and the HEUI injector, the fitting clearance of the HEUI injector connection, the installation angle and tightening torque of the HEUI injector, the fitting clearance of the intake system, and the fitting clearance of the exhaust system to ensure the service life of the engine and the normal operation of the HEUI injector.
- (3) When installing the HEUI injector on the engine, it is necessary to clean the engine block, cylinder head and other parts connected to the HEUI injector, and ensure that there is no dust, carbon deposits, water, rust spots, etc.
- (4) Before installing, check whether the HEUI injector nozzle gasket has been replaced and installed on the HEUI injector.
- (5) When installing the HEUI injector, apply lubricant between the HEUI injector, fuel nozzle sealing gasket and O-ring.
- (6) Without replacing new gasket can lead to: deformation of the tight cap of nozzle, deformation of nozzle, deformation of nozzle orifice, oil leakage and air leakage, which will cause serious damage to the HEUI injector and nozzle to break and cause damage to the engine.
- (7) When installing the HEUI injector on the engine, please carefully check the components related to the installation of the HEUI injector, such as the HEUI injector pressure plate, screw, HEUI injector rod and other accessories are not deformed, and install it in strict accordance with the operation steps of the engine maintenance manual.
- (8) It is forbidden to operate the bare HEUI injector for a long time in an environment with serious dust pollution and corrosion to iron products.
- (9) It is forbidden to operate the bare HEUI injector for a long time in a strong magnetic field environment.



### 2.3. AC1822890C1 HEUI Injector Reasons for Not Working Normally

- (1) There is air in the oil circuit of the engine fuel system.
- (2) Vehicle HEUI injector fuel supply system is not normal.
- (3) Engine common rail system oil leakage or pressure limiting valve damage.
- (4) There is a short circuit, cutting out and poor contact in the wiring harness connected to the HEUI injector of the vehicle.
- (5) The long-term placement of the HEUI injector causes the anti-rust oil to solidify, and the internal components are stuck or the oil holes are blocked.

**⚠ Before installing, carefully check whether other components in the common rail system except the HEUI injector are damaged to prevent the fuel HEUI injector from not working properly after being replaced.**

### 2.4. AC1822890C1 HEUI Injector Causes of Being Damaged

- (1) Failure to follow the correct instructions in the engine maintenance manual during removal or installation may result in damage to the HEUI injector.
- (2) The fuel oil used for the vehicle does not meet the standard cause damage to the HEUI injector, such as: the water content in the fuel oil exceeds the standard, iron powder, aluminum powder, sulfide impurities exceed the standard, etc.
- (3) The engine is not regularly maintained according to the engine maintenance manual (please refer to the vehicle maintenance manual for the maintenance mileage). For example, failure to replace the lubricating oil of the engine system for a long time will cause abnormal wear of the engine, excessive exhaust gas volume or a large amount of carbon deposits inside the engine. The filter is not replaced during maintenance or the replaced filter cannot reach the original filter standard. all above reasons can cause damage to the HEUI injector.
- (4) The abrasion of the oil pump produces iron powder and aluminum powder enter the fuel HEUI injector and cause damage to the fuel HEUI injector.
- (5) The deformation and abrasion of fuel tank result in iron powder or aluminum powder entering the HEUI injector and causing damage to the HEUI injector.
- (6) The HEUI injector is damaged due to replacement or adjustment of the relevant parts of the fuel HEUI injector. For example, the valve clearance does not meet the standard after the engine is repaired, the replacement or modification of the wiring harness connected to the HEUI injector fails to meet the original standard.
- (7) The engine is overheated and overloaded for a long-time working result in damage to the HEUI injector.
- (8) The HEUI injector will be damaged naturally at the end of its working life.
- (9) The HEUI injector is magnetized (HEUI injector parts' magnetic exceeded) causing the HEUI injector to not work properly.

**⚠ Before replacing the HEUI injector, please check the engine parts carefully according to the engine maintenance manual to avoid the fuel HEUI injector being damaged again after replacement.**

### 2.5. AC1822890C1 HEUI Injector Storage Standard

**(1) Choose a suitable storage place**

The warehouse and cargo yard where the HEUI injector is stored should be kept clean and dry, and away from the factory buildings that generate harmful gases and dust; do not mix with acids, alkalis, salt and other substances; the storage place should have a good drainage system; the cargo yard should be flattened with gravel or furnace ash etc. to enhance the water permeability of the surface layer to keep the reservoir area dry.

**(2) Strict requirements of warehousing**

Strict inspections should be carried out when the HEUI injectors are put into storage, the surface cleaning work should be done well to remove water traces, oil stains, ash, and other dirt, remove the rust and do anti-rust treatment in time. Packaged HEUI injectors must be protected from damage.

**(3) Keep the warehouse dry and preventing moisture**

The relative humidity is usually below 70% for the HEUI injectors placed in the room, and the corrosion of the HEUI injectors is significantly reduced.

HEUI injectors must be stored in the warehouse, and they are forbidden to store in the same warehouse with commodities with high water content.

**(4) Stack Properly**

After the HEUI injector is exposed to rain, the corrosion rate will increase significantly. The purpose of sealing is to isolate the HEUI injector from rainwater and humid air, so the warehouse window should be checked in time to avoid rainwater entering the warehouse

If the fuel HEUI injector package is damaged, it should be repaired or replaced; when the package is damp, the packaging material should be dried; if the original anti-corrosion and oil applied at the factory is found to be damaged or dried up, it should be cleaned and re-applied oil in time.

⚠ It is forbidden to leave the HEUI injector exposed in the air for a long time.

⚠ It is forbidden to store acids, alkalis, salt, and other substances together with the HEUI injector.

⚠ The unpacked HEUI injector must be rust-proof during secondary storage.

**2.6. AC1822890C1 HEUI Injector Technical Support Obtaining Methods**

(1) HEUI Injector Technical File , visit <http://shumatt.com> to get the technical file.

(2) HEUI Injector Technical Videos

**Facebook:** Visit <https://www.facebook.com/hison.li> to get the technical videos, constantly follow can get more information.

**YouTube:** [https://www.youtube.com/channel/UCByvYBx7VjV\\_mAfxh\\_Hu-aw](https://www.youtube.com/channel/UCByvYBx7VjV_mAfxh_Hu-aw) to get the technical videos, constantly follow can get more information.

**Shumatt:** Visit <http://shumatt.com> to get the technical videos.

(3) HEUI Injector Information Query Software

TruckBook Parts EPC APP, Android/Apple App Store download and install, visit <http://shumatt.com> to get the download and installation tutorial

(4) Search The HEUI injector test data through TruckBook Parts EPC APP.

**3. AC1822890C1 HEUI Injector Purchase and Delivery**

### 3.1. AC1822890C1 HEUI Injector Purchase Payment Term

**Payment Terms:** T/T, PayPal, Alipay, WeChat

**⚠ Please contact our salesmen for specific payment information.**

### 3.2. AC1822890C1 HEUI Injector Main Sales Markets

HEUI injector main sales markets: Asia, Europe, North America, South America, Africa etc.

### 3.3. AC1822890C1 HEUI Injector Declaration Requirements

Shumatt can assist customers to provide the following documents for import customs clearance: contract, invoice, packing list, bill of lading, insurance policy, certificate of origin, etc.

### 3.4. AC1822890C1 HEUI Injector Shipping Ways

**Destination in China Areas:** SF Express, Debon Express, the corresponding logistics company can be provided according to customer requirements in special cases.

**Destinations Out of China's Areas:** DHL, UPS, FedEx, TNT air, ocean or other shipping methods required by customers.

### 3.5. AC1822890C1 HEUI Injector Lead time

**Lead Time:** Send out within 3 – 7 working days after receiving payment (Except for special products and special cases)

### 3.6. AC1822890C1 HEUI Injector Logistics Time for Destination Out of China's Areas

**DHL Logistics Time :**

Country or Region of Departure	Hong Kong, China	Other Countries or Regions of Asia	Australia and New Zealand	Europe	America	Other Countries
China's Mainland	7 Days	7 Days	8 Days	8 Days	8-12 Days	7-10 Days

**UPS Logistics Time: Country or Region of Departure: China's Mainland**

Country of Destination	Estimated Arrival Time	Country of Destination	Estimated Arrival Time	Country of Destination	Estimated Arrival Time
Japan	3 Days	UK	5-7Days	Egypt	5-7 Days
Turkey	5-7 Days	Singapore	3 Days	Switzerland	5-7 Days
Bahrain	5-7 Days	Latvia	7-10 Days	New Zealand	7-10 Days
Sri Lanka	5-7 Days	Thailand	3 Days	Austria	5-7 Days
Romania	5-7 Days	Vietnam	3-5 Days	Estonia	5-7 Days
Malaysia	3-5 Days	Israel	5-7 Days	Mexico	7-10 Days
France	5-7 Days	America	5-7 Days	United Arab Emirates	5-7 Days
Italy	5-7 Days	Netherlands	5-7 Days	Bengal	7-10 Days
Lebanon	5-7 Days	Philippine	3-5 Days	Greece	7-10 Days
South Korea	3 Days	Spain	5-7 Days	Myanmar	5-7 Days
Canada	5-7 Days	Germany	5-7 Days	Saudi Arabia	7-10 Days
Portugal	5-7 Days	Australia	5-7 Days	South Africa	7-10 Days
Denmark	5-7 Days	Belgium	5-7 Days	Ukraine	7-10 Days

India	7-10 Days	Qatar	7-10 Days	Poland	5-7 Days
Indonesia	3-5 Days	Morocco	7-10 Days	Pakistan	7-10 Days
Kuwait	7-10 Days	/	/	/	/

⚠ The logistics time is for reference only and is subject to the actual arrival.

### 3.7. AC1822890C1 HEUI Injector Packing

**Domestic express packaging:** Usually wrapped in waterproof scotch tape, such as picture No.4.

**International express packaging:** Wrapped with waterproof yellow tape After wrapping the black protective film, such as picture No. 5.

**Pallet Shipping:** Use fumigation free and recycling trays that meet export requirements, and use white wrapping protective film to wrap and bind with cable ties for the outside, such as picture No. 6, also, the products can be packaged according to customers' requirements.

⚠ The packing tray is made of plastic and can be recycled.


⚠ Transparent tape, yellow tape, black wrapping protective film, white wrapping protective film are non-degradable materials, please dispose of them properly.

⚠ Minors are prohibited from using transparent tape, yellow tape, black wrapping protective film, and white wrapping protective film to avoid personal injury.



Pic No. 4

**Domestic Express Packaging:** Wrapped by transparent tape





Pic No. 5

**International Express Packaging:** Wrapped with yellow tape after wrapping black protective film



Pic No. 6

**Pallet Shipping:** Use pallet that meet export requirements, and use white wrapping protective film to wrap and bind with cable ties

#### 4. Company Information




Pic No. 7


##### 4.1. Company Introduction


**Chinese Name:** 深圳市舒马特科技有限公司

**English Name:** Shenzhen Shumatt Technology Co., Ltd


 **Mob Phone/WeChat:** +86-13410541523


 **HK Telephone:** +852-67653519


 **Telephone:** +86-755-23215133


 **Email:** ruby@shumatt.com

 **Website:** www.shumatt.com

 **Shenzhen Office:** 11-12, Floor 14, Building 13, Qinchengda Building, Exit A, Honglang North Subway Station, Bao'an District, Shenzhen, China's Mainland

 **Shenzhen Office:** Exit C, Qiao Touxu Metro Station, NO. 66 Chongqing Road, Fuhai Avenue, Bao'an District, Shenzhen, China Mainland

 **Hong Kong Office:** Jianfa Street Industrial Zone, Tuen Mun, New Territories, Hong Kong, China

 **After-sales Service Address:** Please contact our salesmen to obtain and provide the corresponding product maintenance reasons (Reference: [1.9. AC1822890C1 HEUI Injector Warranty Instructions](#))

#### 4.2. Contact Information

Name	WeChat/ WhatsApp	Email
Ruby	+86-13410541523	hison@shumatt.com

#### 5. Copyright Statement

The copyright of "*AC1822890C1 HEUI Injector MTU Series Technical File*" belongs to Shenzhen Shumatt Technology Co., Ltd. and is protected by copyright law. Unauthorized use of any material in this technical file, including reproduction, distribution, modification or in any other form, without the expressly written permission of Shenzhen Shumatt Technology Co., Ltd. is strictly prohibited. Shumatt will pursue legal liability for those who do not comply with this statement and use content illegally or maliciously.

Anyone who wants to use any content on this website must obtain authorization from the copyright owner. Users must also pay royalties to the rights holders in accordance with relevant international conventions and the laws of the People's Republic of China.

If there is any question, please contact us via [hison@shumatt.com](mailto:hison@shumatt.com).