



4W-7018 HEUI Injector 3300 Series Technical File

SKU1: F11K24W701805JT



4W-7018 HEUI Injector 3300 Series Technical File

Content

1. 4W-7018 HEUI Injector Introduction.....	1
1.1. 4W-7018 HEUI Injector Basic Information.....	1
1.2. 4W-7018 HEUI Injector Common Part Number.....	1
1.3. 4W-7018 HEUI Injector Part Number Common Writing.....	1
1.4. 4W-7018 HEUI Injector Parameter.....	1
1.5. 4W-7018 Injector Specifications and Dimensions.....	2
1.6. 4W-7018 HEUI Injector Quality Control.....	2
1.7. 4W-7018 HEUI Injector Customized Service.....	2
1.8. 4W-7018 HEUI Injector Packing List and Package Size.....	3
1.9. 4W-7018 HEUI Injector Testing Standard and Certificate.....	4
1.10. 4W-7018 HEUI Injector Warranty Instructions.....	5
2. 4W-7018 HEUI Injector Technical Support.....	6
2.1. 4W-7018 HEUI Injector Part Number Location.....	6
2.2. 4W-7018 HEUI Injector Installation Precautions.....	6
2.3. Reasons for 4W-7018 HEUI Injector Not Working Normally.....	7
2.4. Causes of 4W-7018 HEUI Injector Being Damaged.....	7
2.5. 4W-7018 HEUI Injector Storage Standard.....	8
2.6. 4W-7018 HEUI Injector Technical Support Obtaining Methods.....	8
3. 4W-7018 HEUI Injector Purchase and Delivery.....	8
3.1. 4W-7018 HEUI Injector Purchase Payment Term.....	8
3.2. 4W-7018 HEUI Injector Main Sales Markets.....	8
3.3. 4W-7018 HEUI Injector Declaration Requirements.....	9
3.4. 4W-7018 HEUI Injector Shipping Ways.....	9
3.5. 4W-7018 HEUI Injector Lead time.....	9
3.6. 4W-7018 HEUI Injector Logistics Time for Destination Out of China's Areas.....	9
3.7. 4W-7018 HEUI Injector Packing.....	10
4. Company Information.....	11
4.1. Company Introduction.....	11
4.2. Contact Information.....	12
6. Copyright Statement.....	12

4W-7018 HEUI Injector 3300 Series Technical File

1. 4W-7018 HEUI Injector Introduction

1.1. 4W-7018 HEUI Injector Basic Information

Title	4W-7018 HEUI Injector 3300 Series China made new
SKU	F11K24W701805JT

1.2. 4W-7018 HEUI Injector Common Part Number

(1) Injector Exchange Information

Injector Part Number	Re-manufactured Part Number	Engraved Number
4W-7018	OR-1745	/
4W7018	OR1745	/
/	OR-3422	/
/	OR3422	/

(2) Matching Information

Car Model	Engine	Engine	Engine	Engine	Engine	Engine	Engine	Engine
cold milling machine	3208	3412	PM-565	PR-1000	PR-1000C	PR-450	PR-450C	PR-750B
Engine - Truck	3406B	/	/	/	/	/	/	/
wheel bulldozer	834B	834S	834U	/	/	/	/	/
WHEEL-TYPE LOADER	988B	988F	990	992C	992D	/	/	/
engine - machine	3408	/	/	/	/	/	/	/
Pipelayer	589	/	/	/	/	/	/	/
off-road trucks	768C	769C	771C	772B	773B	775B	/	/
TRACK-TYPE TRACTOR	58	8	8S	8A	8U	D8L	/	/
Wheeled self-propelled scraper	631D	631E	633D	637D	637E	639D	657E	/
ENGINE INDUSTRIAL	3406B	3406C	3408	3408B	3408C	3412	3412C	/
earth moving compactor	836	/	/	/	/	/	/	/
marine products	3406B	3408	3408B	3412	/	/	/	/
ENGINE - GENERATOR SET	3406B	3408B	3412	3412C	SR4	/	/	/
dynamo	SR4 WEG	/	/	/	/	/	/	/

1.3. 4W-7018 HEUI Injector Part Number Common Writing

4W-7018, 4W 7018, 4W7018, OR-1745, OR 1745, OR1745, OR-3422, OR 3422, OR3422

1.4. 4W-7018 HEUI Injector Parameter

HEUI Injector Adaptation System: Common Rail System

HEUI Injector Series: 3300 Series

HEUI Injector Type: Mechanical Injector

Vehicle Configuration Information: Engines

1.5. 4W-7018 Injector Specifications and Dimensions

HEUI Injector Size: 20cm* 3.5cm *3.5cm

HEUI Injector Net Weight: 0.32kg

HEUI Injector Gross Weight: 0.4kg

HEUI Injector Quality: China Made New

HEUI Injector Package Size: 22 cm* 4 cm *4 cm

HEUI Injector Type: Diesel Common Rail Injector

HEUI Injector MOQ: 4 Pieces

1.6. 4W-7018 HEUI Injector Quality Control

(1) Injector Testing

All HEUI injectors are tested for electrical characteristics, accuracy, high temperature, low temperature, withstand voltage, leakage, durability, and various working conditions.

(2) Injector Assembling



For quality control during the production and installation process of HEUI injectors, our company strictly follows the standard product installation data and product installation steps for installation and testing, such as injector stroke test, injector solenoid valve tightening torque test, injector nozzle tightening torque test, etc.

(3) Injector Inspection

The factory inspection of the HEUI injector is undergone full inspection, random inspection, and batch inspection three inspections. Different brands of test benches are used to test the same HEUI injector for a total of more than three times for factory inspection, and the HEUI injector installation testing environment are progressed in dust-free workshop.

1.7. 4W-7018 HEUI Injector Customized Service

(1) Injector Customized Service Coverage: Meet the customized needs of OEM manufacturers for shell lettering, logo engraving, HEUI injector internal packaging, HEUI injector external packaging and labels customized, etc.

No.	1	2
Image		
Name	HEUI Injector Shell Engraving	HEUI Injector Box and Label

(2) Injector Customized Service Requirements:

The purchase of customized HEUI injectors are not less than 10 pieces.

The purchase of customized HEUI injector packages are no less than 1000 pieces.






When the Customized products involve the need of specify logo, the OEM manufacturer is asked to provide trademark authorization and the sample of logo image file.

▲ Once the customized HEUI injector is sold, it cannot be returned or exchanged if there is no quality

problems.

1.8. 4W-7018 HEUI Injector Packing List and Package Size

(1) Injector Spare Parts List

No.	1	2	3
Image			
Name	HEUI injector assy	Nozzle protective cover cap	VCI anti-rust bag
Description	HEUI injector part number 4W-7018	Protect nozzle holes from being polluted and blocked	Prevent HEUI injector from rusting
No.	4	5	6
Image			/
Name	Lining	HEUI injector packing box	/
Description	Prevent the HEUI injector from being damaged by external forces	Package for HEUI injector and injector accessories	/

▲ Minors are forbidden to use the HEUI injector assembly, O-ring, gasket, nozzle protective cover, HEUI injector house protective cover, solenoid valve protective cover, VCI anti-rust bag, and air bubble bag to avoid personal injury.


▲ O-ring and gasket are disposable installation accessories, and need to be replaced for re-installation.

▲ The nozzle protective cover, the HEUI injector house protective cover, and the solenoid valve protective cover are recyclable accessories that can be reused.

▲ VCI anti-rust bags and bubble bags are non-degradable materials, please dispose of them properly after using.

▲ The HEUI injector and the installation parts should be coated with appropriate sealing oil during installation.

(2) Injector Box Size



Pic No.1

No.	Name	Injector Package Size (cm)
1	HEUI Injector Box	22*4*4

1.9. 4W-7018 HEUI Injector Testing Standard and Certificate

We can provide the factory quality inspection test report of each injector to ensure that each injector delivered meets the engine performance indicators.

BOTEN		测试报告		4.05.2019 10:42:09	
企业名称: _____ 电话: _____ 地址: _____ 传真: _____ 检测人: _____ 客户地址: _____ 电话: _____ 送检单位: _____ 传真: _____ 客户姓名: _____ 检测描述: _____ 检测名称: 检测器 型号/零件号: _____ 检测时间: _____					
检测结果					
检测器型号: C95000-6511 检测器名称: 检测器 检测器规格: 检测器规格 检测器品牌: 检测器品牌					
LEAK TEST:	30	4	0.5	20.0±1.0	✓
Back:	30	4	15.0	0.0±0.1	✓
WAFER:	30	47.5±10.5	0.0	0.0±0.1	✗
Max:	201.5	218.5±14.4	0.0	0.0±0.1	✓
TL:	20.4	24.0±8.5	0.0	0.0±0.1	✓
EL:	14.1	15.0±4.8	0.0	0.0±0.1	✓
VE:	4.7	4.5±1.6	0.0	0.0±0.1	✓
检测器品牌: _____ 检测器规格: _____ 检测器品牌: _____ 检测器规格: _____					

Pic No.2

1.10. 4W-7018 HEUI Injector Warranty Instructions

(1) Product Warranty Conditions and Instructions

It is necessary to provide pictures, videos, or test reports detected by the HEUI injector inspection equipment as evidence to feed back to the salesman when the HEUI injector is abnormal during using. Abnormal conditions are properly explained such as: 1. Smoke, 2. Engine shake, 3. Difficulty starting the engine, 4. Engine noise, 5. oil leakage etc.

(2) HEUI Injector Warranty Coverage

Within 15 days after customer receives the 4W-7018 HEUI injector, if there is a performance failure and the product has no appearance damage, customer can choose to replace it or repair it;

If the 4W-7018 HEUI injector has performance problems during the warranty period (6-12 months), and it is confirmed that it is product's problems after testing, you can contact our salesmen to replace the same model or a reworked product with the same performance for free;

If the HEUI injector house has obvious scratches, it can only be repaired and it will be returned as it is if the product is confirmed to be fault-free.

▲ Tips: For products not covered by warranty, Shumatt can provide paid maintenance services. For products after paid repaired, the same performance problem will have a free warranty period within 3 months from the date of repairing.


(3) Injector Out of Warranty Coverage

- ① The warranty period has expired.
- ② HEUI Injector failure caused by high temperature, high pressure, humidity, rain and snow, saline-alkali land, earthquake, and used in abnormal environment.
- ③ Customer disassembles or repairs the HEUI injector personally resulting in damage to the HEUI injector.
- ④ HEUI Injector damage caused by man-made reasons (throwing, strong magnetic field magnetization, set fire).
- ⑤ HEUI Injector failure or HEUI injector is damaged caused by non-injector design, technology, manufacturing, quality and other issues.
- ⑥ HEUI Injector failure due to system pressure exceeding system approved pressure.
- ⑦ HEUI Injector failure caused by system voltage exceeding approved voltage.
- ⑧ HEUI Injector failure caused by impurities (water, lead, aluminum powder, iron powder, sulfide) in the system fuel exceeding the standard requirements.
- ⑨ HEUI Injector failure caused by not installing according to the tightening torque specified in the vehicle engine maintenance manual (the tightening torque is too large or too small).
- ⑩ HEUI Injector failure caused by not following the installation angle specified in the vehicle engine maintenance manual.
- ⑪ HEUI Injector failure caused by not following the cleaning requirements specified in the vehicle engine maintenance manual.
- ⑫ HEUI Injector failure caused by failure to replace consumable parts as specified in the vehicle engine maintenance manual.
- ⑬ HEUI Injector failure caused by not complying with the intake system fit clearance and exhaust system fit clearance requirements specified in the vehicle engine maintenance manual.
- ⑭ Failure to replace the consumable parts and the fitting clearance of the oil inlet system pipeline and the HEUI injector connection in accordance with the fuel intake system specified in the vehicle engine maintenance manual.

2. 4W-7018 HEUI Injector Technical Support

2.1. 4W-7018 HEUI Injector Part Number Location

E.g.: See the HEUI injector part number as follows:



Pic No.3

No.	Name
A	brand, logo, part number

2.2. 4W-7018 HEUI Injector Installation Precautions

- (1) The replacement of the HEUI injector must strictly follow the electrical system, the approved pressure of the low-pressure fuel intake system, the approved pressure of the high-pressure fuel circuit system, and fuel system replacement consumables requirements (including the low-pressure fuel circuit system filter and the high-pressure fuel circuit) specified in the vehicle engine maintenance manual;
- (2) Replacement of wearing parts of the fuel system, cleaning requirements for the connection between the fuel system and the HEUI injector, the fitting clearance of the HEUI injector connection, the installation angle and tightening torque of the HEUI injector, the fitting clearance of the intake system, and the fitting clearance of the exhaust system to ensure the service life of the engine and the normal operation of the HEUI injector.
- (3) When installing the HEUI injector on the engine, it is necessary to clean the engine block, cylinder head and other parts connected to the HEUI injector, and ensure that there is no dust, carbon deposits, water, rust spots, etc.
- (4) Before installing, check whether the HEUI injector nozzle gasket has been replaced and installed on the HEUI injector.
- (5) When installing the HEUI injector, apply lubricant between the HEUI injector, fuel nozzle sealing gasket and O-ring.
- (6) Without replacing new gasket can lead to: deformation of the tight cap of nozzle, deformation of nozzle, deformation of nozzle orifice, oil leakage and air leakage, which will cause serious damage to the HEUI injector and nozzle to break and cause damage to the engine.
- (7) When installing the HEUI injector on the engine, please carefully check the components related to the installation of the HEUI injector, such as the HEUI injector pressure plate, screw, HEUI injector rod and other accessories are not deformed, and install it in strict accordance with the operation steps of the engine maintenance manual.

- (8) It is forbidden to operate the bare HEUI injector for a long time in an environment with serious dust pollution and corrosion to iron products.
- (9) It is forbidden to operate the bare HEUI injector for a long time in a strong magnetic field environment.

2.3. Reasons for 4W-7018 HEUI Injector Not Working Normally

- (1) There is air in the oil circuit of the engine fuel system.
- (2) Vehicle oil pump oil supply system is not normal.
- (3) Engine common rail system oil leakage or pressure limiting valve is damaged.
- (4) There is a short circuit, cutting out and poor contact in the wiring harness connected to the HEUI injector of the vehicle.
- (5) The long-term placement of the HEUI injector causes the anti-rust oil to solidify, and the internal components are stuck or the oil holes are blocked.

▲ Before installing, carefully check whether other components in the common rail system except the HEUI injector are damaged so as to prevent the HEUI injector from not working properly after being replaced.

2.4. Causes of 4W-7018 HEUI Injector Being Damaged

- (1) Failure to operate correctly according to the engine maintenance manual during disassembly and assembly resulted in damage to the HEUI injector.
- (2) The fuel oil used for the vehicle does not meet the standard cause damage to the HEUI injector, such as: the water content in the fuel oil exceeds the standard, iron powder, aluminum powder, sulfide impurities exceed the standard, etc.
- (3) The engine is not regularly maintained according to the engine maintenance manual (please refer to the vehicle maintenance manual for the maintenance mileage). For example, failure to replace the lubricating oil of the engine system for a long time will cause abnormal wear of the engine, excessive exhaust gas volume or a large amount of carbon deposits inside the engine. The filter is not replaced during maintenance or the replaced filter cannot reach the original filter standard. all above reasons can cause damage to the HEUI injector.
- (4) The abrasion of the oil pump produces iron powder and aluminum powder enter the HEUI injector and cause damage to the HEUI injector.
- (5) The deformation and abrasion of fuel tank result in iron powder or aluminum powder entering the HEUI injector and causing damage to the HEUI injector.
- (6) The HEUI injector is damaged due to replacement or adjustment of the relevant parts of the HEUI injector. For example, the valve clearance does not meet the standard after the engine is repaired, the replacement or modification of the wiring harness connected to the HEUI injector fails to meet the original standard.
- (7) The engine is overheated and overloaded for a long time working results in damage to the HEUI injector.
- (8) The HEUI injector will be damaged naturally at the end of its working life.
- (9) The HEUI injector is magnetized (HEUI injector parts' magnetic exceeded) causing the HEUI injector to not work properly.

▲ Before replacing the HEUI injector, please check the engine parts carefully according to the engine maintenance manual to avoid the HEUI injector being damaged again after replacement.

2.5. 4W-7018 HEUI Injector Storage Standard

(1) Choose a Suitable Storage Place

The warehouse and cargo yard where the HEUI injector is stored should be kept clean and dry, and away from the factory buildings that generate harmful gases and dust; do not mix with acid, alkali, salt and other substances; the storage place should have a good drainage system; the cargo yard should be flattened with gravel or furnace ash etc. to enhance the water permeability of the surface layer to keep the reservoir area dry.

(2) Strict Requirements of Warehousing

Strict inspections should be carried out when the HEUI injectors are put into storage, the surface cleaning work should be done well to remove water traces, oil stains, ash and other dirt, remove the rust and do anti-rust treatment in time. Packaged HEUI injectors must be protected from damage.

(3) Keep The Warehouse Dry And Preventing Moisture

The relative humidity is usually below 70% for the HEUI injectors placed in the room, and the corrosion of the HEUI injectors is significantly reduced.

HEUI Injectors must be stored in the warehouse, and they are forbidden to store in the same warehouse with commodities with high water content.

(4) Stack Properly

After the HEUI injector is exposed to rain, the corrosion rate will increase significantly. The purpose of sealing is to isolate the HEUI injector from rainwater and humid air, so the warehouse window should be checked in time to avoid rainwater entering the warehouse

If the HEUI injector package is damaged, it should be repaired or replaced; when the package is damp, the packaging material should be dried; if the original anti-corrosion and oil applied at the factory is found to be damaged or dried up, it should be cleaned and re-applied oil in time.

- ▲ It is forbidden to leave the HEUI injector exposed in the air for a long time.
- ▲ It is forbidden to store acid, alkali, salt and other substances together with the HEUI injector.
- ▲ The unpacked HEUI injector must be rust-proof during secondary storage.

2.6. 4W-7018 HEUI Injector Technical Support Obtaining Methods

- (1) HEUI Injector Technical Data: <https://www.injectorheui.com/download/>
- (2) HEUI Injector Videos: <https://www.injectorheui.com/videos/>
- (3) HEUI Injector Encyclopedia: <https://www.injectorheui.com/category/news/encyclopedia/>
- (4) HEUI Injector Information Query Software:

TruckBook Parts EPC APP, Android/Apple App Store download and install, visit <http://shumatt.com> to get the download and installation tutorial.

3. 4W-7018 HEUI Injector Purchase and Delivery

3.1. 4W-7018 HEUI Injector Purchase Payment Term

Payment Terms: T/T, PayPal, Alipay, WeChat

- ▲ Please contact our salesmen for specific payment information.

3.2. 4W-7018 HEUI Injector Main Sales Markets

HEUI Injector Main Sales Markets: Asia, Europe, North America, South America, Africa etc.

3.3. 4W-7018 HEUI Injector Declaration Requirements

Shumatt can assist customers to provide the following documents for import customs clearance: contract, invoice, packing list, bill of lading, insurance policy, certificate of origin, etc.

3.4. 4W-7018 HEUI Injector Shipping Ways

Destination in China areas: SF Express, Debon Express, the corresponding logistics company can be provided according to customer requirements in special cases.

Destinations out of China's areas: DHL, UPS, FedEx, TNT air, ocean or other shipping methods required by customers.

3.5. 4W-7018 HEUI Injector Lead time

Lead time: Send out within 3 – 7 working days after receiving payment (Except for special products and special cases) .

3.6. 4W-7018 HEUI Injector Logistics Time for Destination Out of China's Areas

DHL Logistics Time:

Country or Region of Departure	Hong Kong, China	Other Countries or Regions of Asia	Australia and New Zealand	Europe	America	Other Countries
China's Mainland	7 Days	7 Days	8 Days	8 Days	8-12 Days	7-10 Days

UPS Logistics Time: Country or Region of Departure: China's Mainland

Country of Destination	Estimated Arrival Time	Country of Destination	Estimated Arrival Time	Country of Destination	Estimated Arrival Time
Japan	3 Days	UK	5-7Days	Egypt	5-7 Days
Turkey	5-7 Days	Singapore	3 Days	Switzerland	5-7 Days
Bahrain	5-7 Days	Latvia	7-10 Days	New Zealand	7-10 Days
Sri Lanka	5-7 Days	Thailand	3 Days	Austria	5-7 Days
Romania	5-7 Days	Vietnam	3-5 Days	Estonia	5-7 Days
Malaysia	3-5 Days	Israel	5-7 Days	Mexico	7-10 Days
France	5-7 Days	America	5-7 Days	United Arab Emirates	5-7 Days
Italy	5-7 Days	Netherlands	5-7 Days	Bengal	7-10 Days
Lebanon	5-7 Days	Philippine	3-5 Days	Greece	7-10 Days
South Korea	3 Days	Spain	5-7 Days	Myanmar	5-7 Days
Canada	5-7 Days	Germany	5-7 Days	Saudi Arabia	7-10 Days
Portugal	5-7 Days	Australia	5-7 Days	South Africa	7-10 Days
Denmark	5-7 Days	Belgium	5-7 Days	Ukraine	7-10 Days
India	7-10 Days	Qatar	7-10 Days	Poland	5-7 Days
Indonesia	3-5 Days	Morocco	7-10 Days	Pakistan	7-10 Days
Kuwait	7-10 Days				

⚠ The logistics time is for reference only, subjects are according to the actual arrival.

3.7. 4W-7018 HEUI Injector Packing

Domestic Express Packaging: Usually wrapped in waterproof scotch tape, such as picture No.4.

International Express Packaging : Wrapped with waterproof yellow tape After wrapping the black protective film, such as picture No. 5.


Pallet Shipping : Use fumigation free and recycling trays that meet export requirements, and use white wrapping protective film to wrap and bind with cable ties for the outside, such as picture No. 6,also, the products can be packaged according to customers' requirements.

- ▲ The packing tray is made of plastic and can be recycled.
- ▲ Transparent tape, yellow tape, black wrapping protective film, white wrapping protective film are non-degradable materials, please dispose of them properly.
- ▲ Minors are prohibited from using transparent tape, yellow tape, black wrapping protective film, and white wrapping protective film to avoid personal injury.



Pic No. 4

Domestic Express Packaging: Wrapped by transparent tape



Pic No. 5

International Express Packaging: Wrapped with yellow tape after wrapping black protective film



Pic No. 6

Pallet Shipping: Use pallet that meet export requirements, and use white wrapping protective film to wrap and bind with cable ties

4. Company Information



Pic No. 7

4.1. Company Introduction


Chinese Name: 深圳市舒马特科技有限公司

English Name: Shenzhen Shumatt Technology Co., Ltd

HEUI Injector Manufacturer: Shenzhen Shumatt Technology Co., Ltd


☎ **Mob Phone/WeChat:** +86-13410541523


☎ **HK Telephone:** +852-67653519

 **Telephone:** +86-755-23215133


 **Email:** ruby@shumatt.com

 **Website:** www.shumatt.com

 **Shenzhen Office:** 11-12, Floor 14, Building 13, Qinchengda Building, Exit A, Honglang North Subway Station, Bao'an District, Shenzhen, China's Mainland

 **Shenzhen Office:** Exit C, Qiao Touxu Metro Station, NO. 66 Chongqing Road, Fuhai Avenue, Bao'an District, Shenzhen, China Mainland

 **Hong Kong Office:** Jianfa Street Industrial Zone, Tuen Mun, New Territories, Hong Kong, China

 **After-sales Service Address:** Please contact our salesmen to obtain and provide the corresponding product maintenance reasons (Reference: [1.10. 326-4700 HEUI Injector Warranty Instructions](#))

4.2. Contact Information

Name	WeChat/ WhatsApp	Email
Ruby	+86-13410541523	hison@shumatt.com

6. Copyright Statement

The copyright of "*4W-7018 HEUI Injector 3300 Series Technical File*" belongs to Shenzhen Shumatt Technology Co., Ltd. and is protected by copyright law. Unauthorized use of any material in this technical file, including reproduction, distribution, modification or in any other form, without the expressly written permission of Shenzhen Shumatt Technology Co., Ltd. is strictly prohibited. Shumatt will pursue legal liability for those who do not comply with this statement and use content illegally or maliciously.

Anyone who wants to use any content on this website must obtain authorization from the copyright owner. Users must also pay royalties to the rights holders in accordance with relevant international conventions and the laws of the People's Republic of China.

If there is any question, please contact us via hison@shumatt.com.